

# PMEX Daily Statistical Report

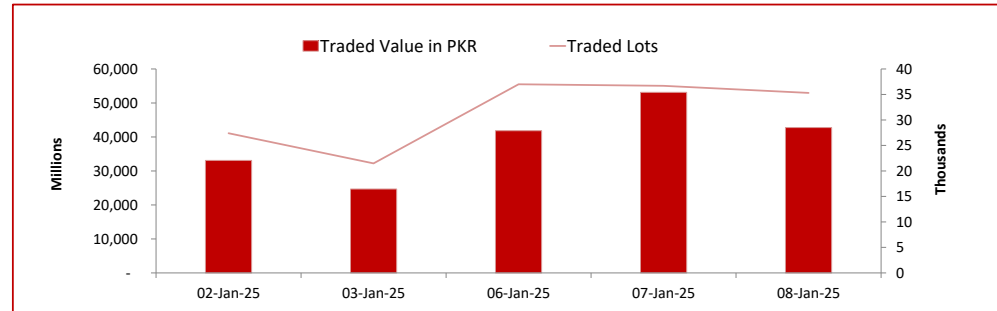
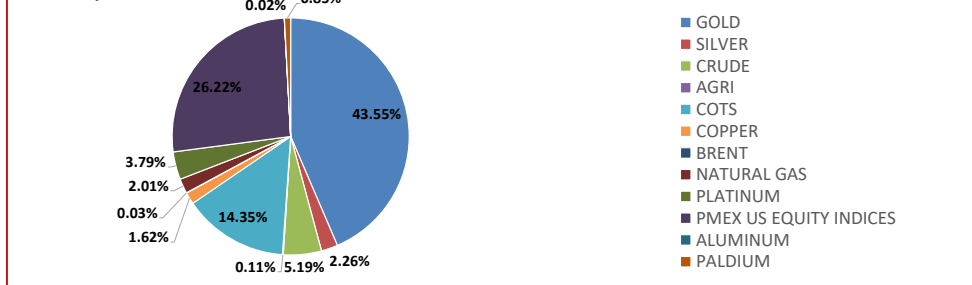
Thursday, January 9, 2025



## PMEX Market Overview

On Wednesday at PMEX, the traded value of Metals, Energy, COTS and indices was recorded at PKR 42.703 billion and the number of lots traded was 35,290. Major business was contributed by Gold amounting to PKR 18.618 billion, followed by NSDQ 100 (PKR 9.740 billion), COTS (PKR 6.136 billion), Crude Oil (PKR 2.219 billion), Platinum (PKR 1.619 billion), Silver (PKR 964.077 million), SP 500 (PKR 916.258 million), Natural Gas (PKR 858.029 million), Copper (PKR 693,041 million), DJ (PKR 476.445 million), Palladium (PKR 361.518 million), Japan equity (PKR 77.928 million), Brent (PKR 14.594 million) and Aluminium (PKR 6.917 million). In Agricultural commodities, 20 lots amounting to PKR 47.291 million were traded.

### Commodity Wise Volume

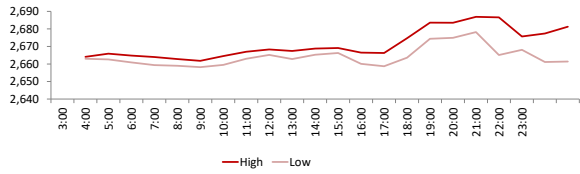


### PMEX Price Return Summary

Statistics	Gold	Silver	Crude Oil	Copper	DJ	SP500	NSDQ	GOLDEURUSD	GOLDGBPUSD	GOLDJPYUSD
Return Close/Open %	↑ 0.57%	↑ 0.30%	↓ -1.50%	↑ 2.16%	↑ 0.24%	↑ 0.02%	↓ -0.22%	↓ -0.21%	↓ -0.95%	↑ 0.19%
Difference in Open and Close (\$)	15.3	0.092	-1.12	0.09	102	1.25	-47.00	-0.0022	-0.0118	0.3030
Range Day (Max- Min)/Open %	1.07%	1.85%	2.92%	2.47%	0.88%	1.45%	1.45%	0.84%	1.41%	0.51%
Difference in Maximum and Minimum (\$)	28.7	0.57	2.14	0.11	377	65.75	308.50	0.01	0.02	0.81
Average Return (1 Hour) %	0.29	0.47	0.63	0.65	0.27	0.31	0.42	0.18	0.32	0.17
Volatility (1 Hour) %	0.22	0.27	0.48	0.68	0.21	0.24	0.30	0.14	0.36	0.11
Return to Volatility Ratio (1 Hour)	1.32	1.78	1.31	0.95	1.30	1.33	1.39	1.31	0.88	1.53
Intraday Volatility %	1.06	1.27	2.30	3.26	1.00	1.13	1.44	0.65	1.74	0.54

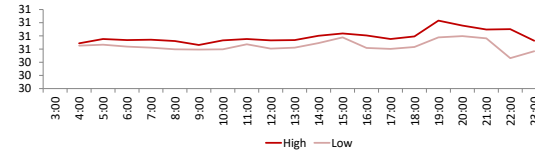
**PMEX Hourly Price Movements**

**GOLD USD / t Oz**



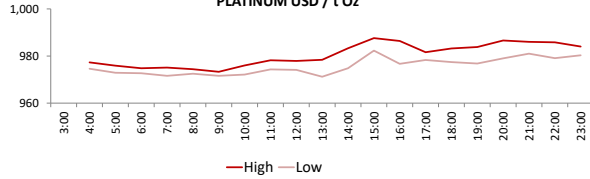
High 2686.9  
Low 2658.2  
Open 2663.2  
Close 2678.5

**SILVER USD / t Oz**



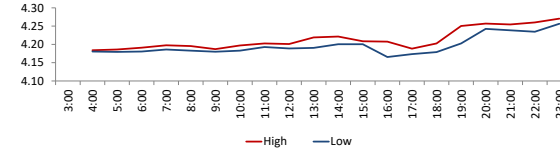
High 31.032  
Low 30.462  
Open 30.668  
Close 30.76

**PLATINUM USD / t Oz**



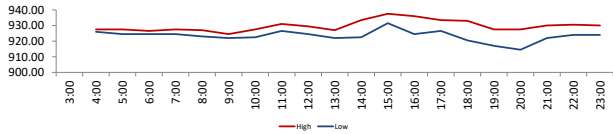
High 987.6  
Low 971.2  
Open 975.4  
Close 984.5

**COPPER USD per pound**



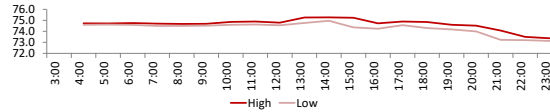
High 4.271  
Low 4.1655  
Open 4.1765  
Close 4.2668

**PALLADIUM**



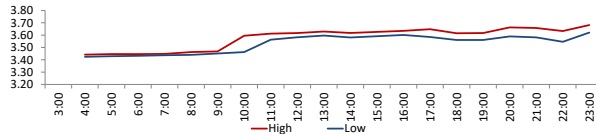
High 937.5  
Low 914.5  
Open 928.3  
Close 929.5

**CRUDE OIL USD / barrel**



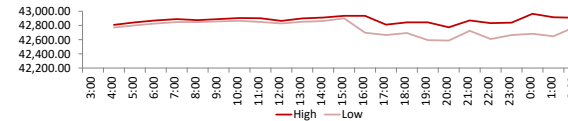
High 75.27  
Low 73.13  
Open 74.44  
Close 73.32

**NATURAL GAS USD/mmbtu**



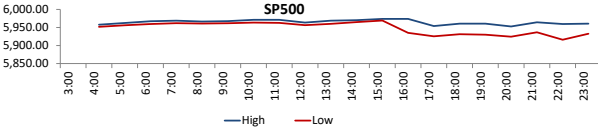
High 3.69  
Low 3.424  
Open 3.45  
Close 3.668

**DJ**



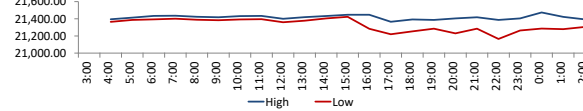
High 42964  
Low 42587  
Open 42885  
Close 42885

**SP500**



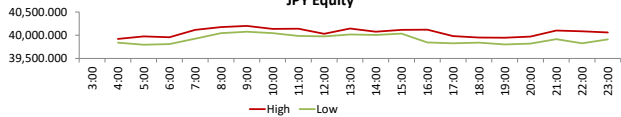
High 5981.75  
Low 5916  
Open 5954.75  
Close 5956

**NSDQ100**



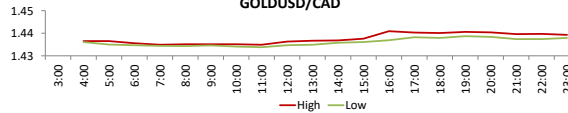
High 21473.5  
Low 21165  
Open 21374.75  
Close 21327.75

**JPY Equity**

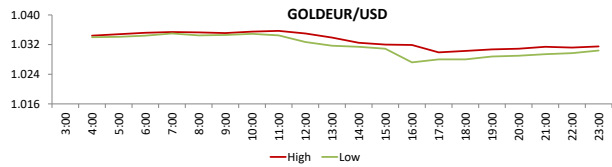


High 40200  
Low 39720  
Open 39920  
Close 39980

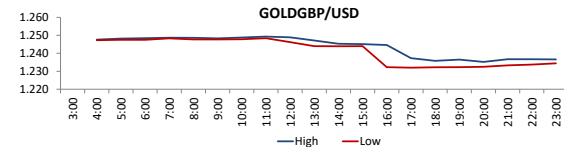
**GOLDUSD/CAD**



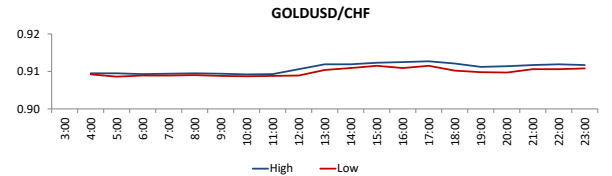
High 1.4409  
Low 1.4338  
Open 1.437  
Close 1.438



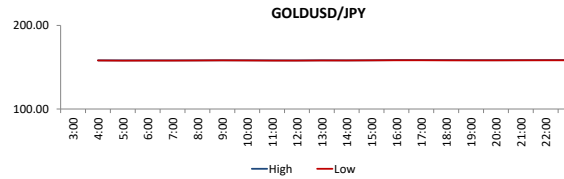
High 1.0359  
 Low 1.0272  
 Open 1.0341  
 Close 1.0319



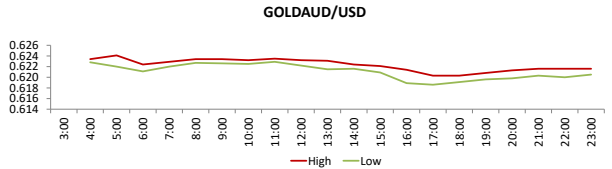
High 1.2494  
 Low 1.232  
 Open 1.2478  
 Close 1.236



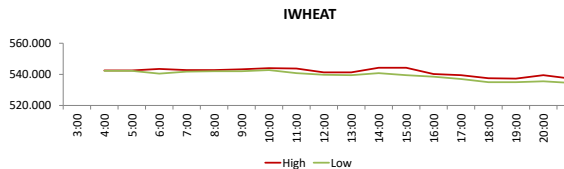
High 0.9127  
 Low 0.9081  
 Open 0.9098  
 Close 0.911



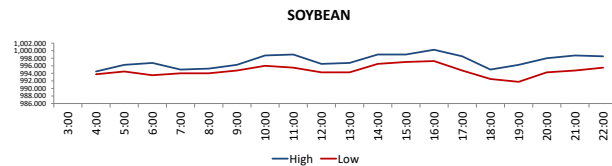
High 158.542  
 Low 157.728  
 Open 158.056  
 Close 158.359



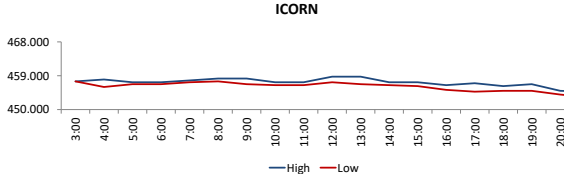
High 0.6241  
 Low 0.6186  
 Open 0.623  
 Close 0.622



High 726.5  
 Low 712  
 Open 725.25  
 Close 725.25



High 1000.25  
 Low 991.25  
 Open 997.75  
 Close 993.75



High 458.75  
 Low 453.25  
 Open 458  
 Close 454

**DISCLAIMER:** This report is for information purpose only and does not constitute an offer or solicitation to make an investment in Commodity Futures Contracts which carries risk. Any views, expressions or opinions expressed in this report are solely for providing information to readers. Figures appearing in the report are although taken from reliable sources as presented however, we are not taking any responsibility about its accuracy, completeness and any decision taken on the basis of such information.

For subscription and further information please contact us at:

UAN: +92-21-111-11-PMEX (7639) | Email: info@pmex.com.pk | Web: www.pmex.com.pk