

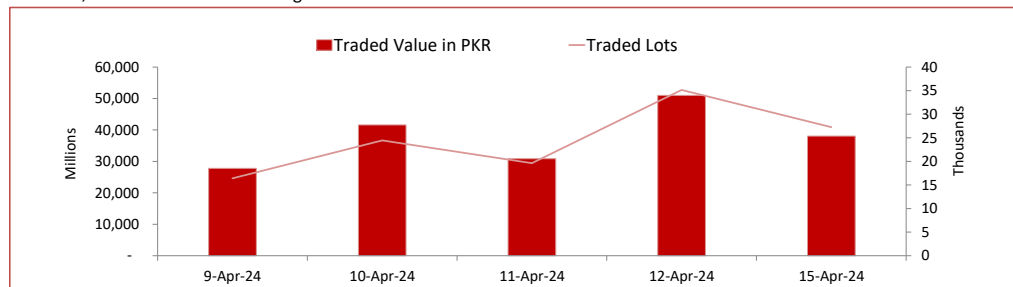
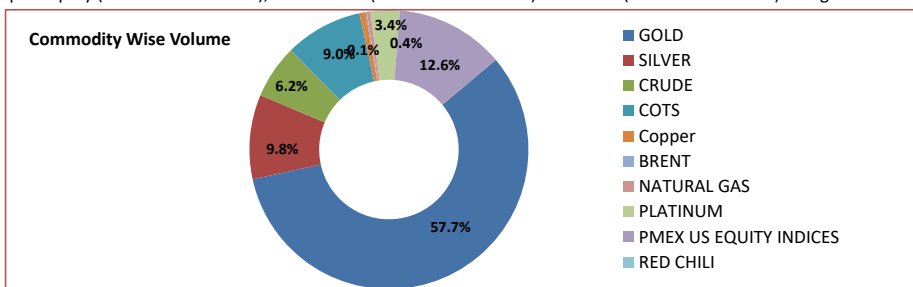
PMEX Daily Statistical Report

Tuesday, April 16, 2024



PMEX Market Overview

On Monday at PMEX, the traded value of Metals, Energy, COTS/FX and indices was recorded at PKR 38.033 billion and the number of lots traded was 27,262. Major business was contributed by Gold amounting to PKR 21.949 billion, followed by NSDQ 100 (PKR 4.081 billion), Silver (PKR 3.726 billion), Currencies through COTS (PKR 3.424 billion), Crude Oil (PKR 2.355 billion), Platinum (PKR 1.283 billion), SP 500 (PKR 311.160 million), Copper (PKR 269.373 million), DJ (PKR 255.555 million), Japan Equity (PKR 163.136 million), Natural Gas (PKR 158.645 million) and Brent (PKR 54.079 million). In Agricultural commodities, 6 lots of Cotton amounting to PKR 17.420 million were traded.

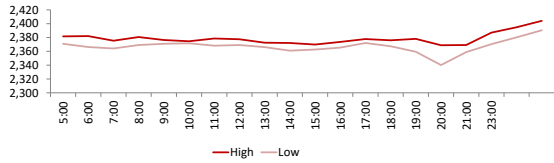


PMEX Price Return Summary

Statistics	Gold	Silver	Crude Oil	Copper	DJ	SP500	NSDQ	EURUSD	GBPUSD	JPYUSD
Return Close/Open %	↑ 1.69%	↑ 3.57%	↑ 0.25%	↑ 1.32%	↓ -0.62%	↓ -1.62%	↓ -1.62%	↓ -0.37%	↓ -0.15%	⇒ 0.00%
Difference in Open and Close (\$)	39.8	0.997	0.21	0.06	-238	-293.75	-293.75	-145.0000	-0.0016	0.0000
Range Day (Max- Min)/Open %	0.03	0.05	0.02	0.03	0.02	0.03	0.01	0.00	0.01	1.10
Difference in Maximum and Minimum (\$)	64.0	1.31	2.00	0.12	727	508.75	119.25	0.00	0.01	1.37
Average Return (1 Hour) %	0.16	0.43	0.72	0.56	0.21	0.34	0.27	0.16	0.14	0.12
Volatility (1 Hour) %	0.10	0.22	0.38	0.33	0.10	0.17	0.11	0.04	0.06	0.03
Return to Volatility Ratio (1 Hour)	1.673	1.968	1.899	1.717	2.190	1.964	2.480	3.518	2.540	4.815
Intraday Volatility %	0.44	0.99	1.74	1.49	0.45	0.79	0.50	0.21	0.26	0.12

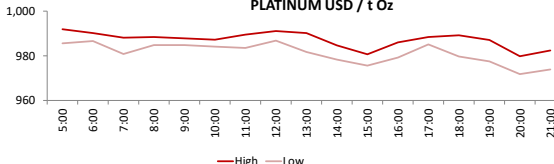
PMEX Hourly Price Movements

GOLD USD / t Oz



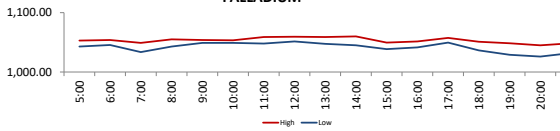
High 2404.1
Low 2340.1
Open 2360.2
Close 2400

PLATINUM USD / t Oz



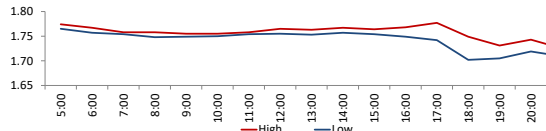
High 998.2
Low 971.8
Open 989.8
Close 984.8

PALLADIUM



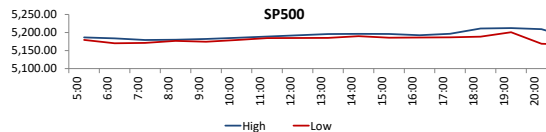
2245.5
2254.5
2241.5
2164

NATURAL GAS USD/mmbtu



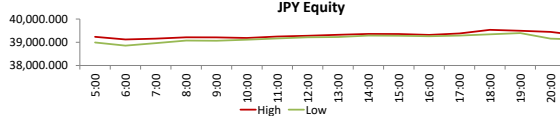
High 1.785
Low 1.676
Open 1.774
Close 1.689

SP500



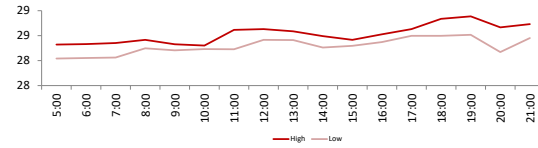
High 5212.25
Low 5093
Open 18172.75
Close 17879

JPY Equity



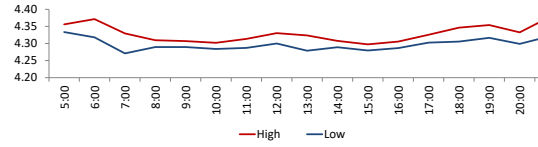
High 2259
Low 2261.5
Open 2263.5
Close 2253

SILVER USD / t Oz



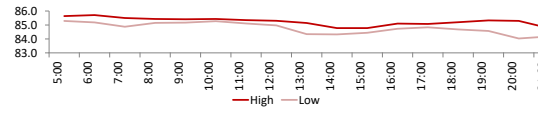
High 28.967
Low 27.657
Open 27.963
Close 28.96

COPPER USD per pound



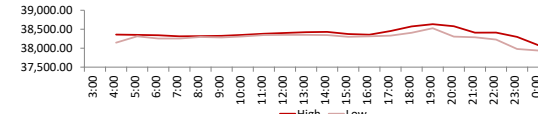
High 4.392
Low 4.271
Open 4.3215
Close 4.3785

CRUDE OIL USD / barrel



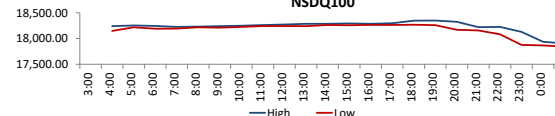
High 86.03
Low 84.03
Open 85.46
Close 85.67

DJ



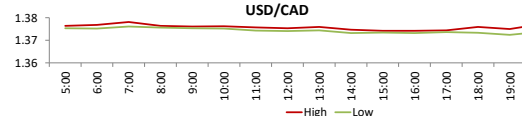
High 38633
Low 37906
Open 38226
Close 37988

NSDQ100

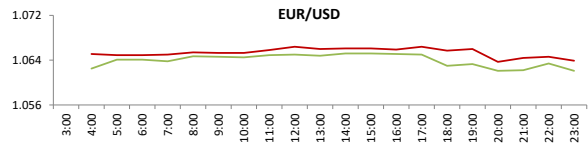


High 5212.25
Low 5093
Open 18172.75
Close 17879

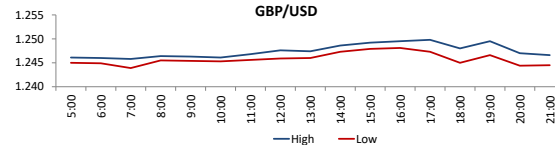
USD/CAD



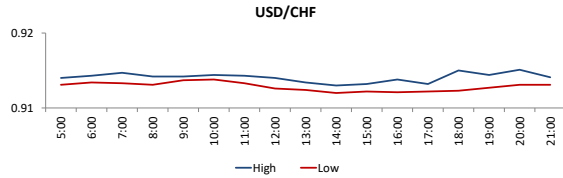
High 1.3793
Low 1.3724
Open 1.3880
Close 1.3735



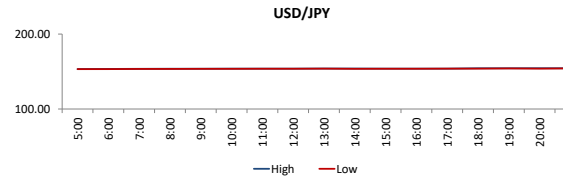
1.0664
1.0618
38880.0000
38735.0000



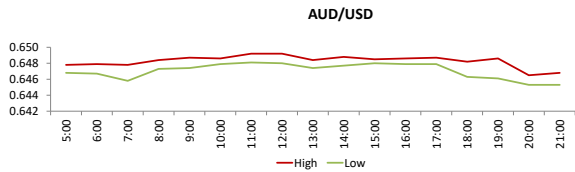
High 1.2498
Low 1.2434
Open 1.0641
Close 1.0625



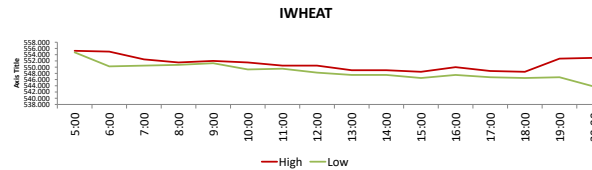
High 0.9151
Low 0.9112
Open 1.3774
Close 1.379



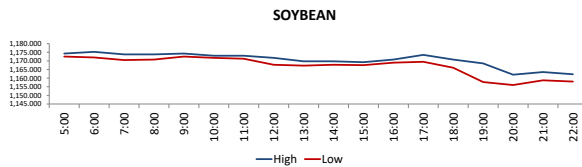
High 154.436
Low 153.071
Open 1.245
Close 1.245



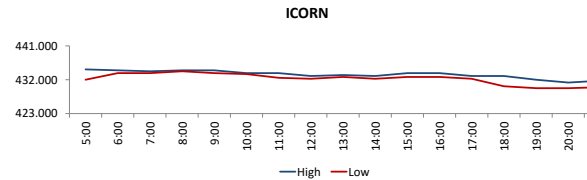
High 0.6492
Low 0.6436
Open 153.275
Close 0.644



High 726.5
Low 712
Open 725.25
Close 725.25



High 1175.25
Low 1155
Open 434.75
Close 431.5



High 434.75
Low 429.75
Open 82.6
Close 83.12

DISCLAIMER: This report is for information purpose only and does not constitute an offer or solicitation to make an investment in Commodity Futures Contracts which carries risk. Any views, expressions or opinions expressed in this report are solely for providing information to readers. Figures appearing in the report are although taken from reliable sources as presented however, we are not taking any responsibility about its accuracy, completeness and any decision taken on the basis of such information.

For subscription and further information please contact us at:

UAN: +92-21-111-11-PMEX (7639) | Email: info@pmex.com.pk | Web: www.pmex.com.pk