

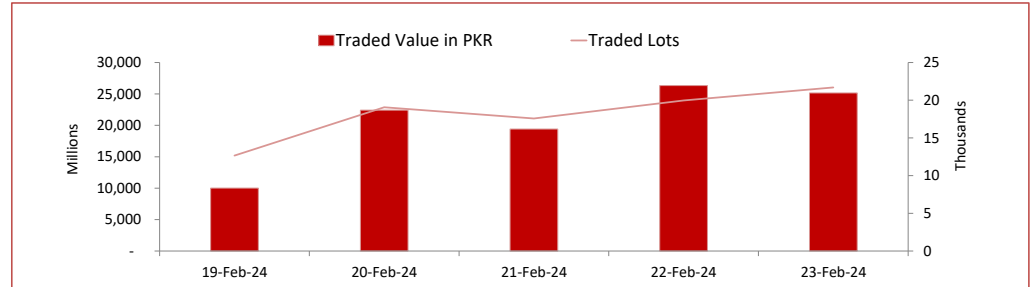
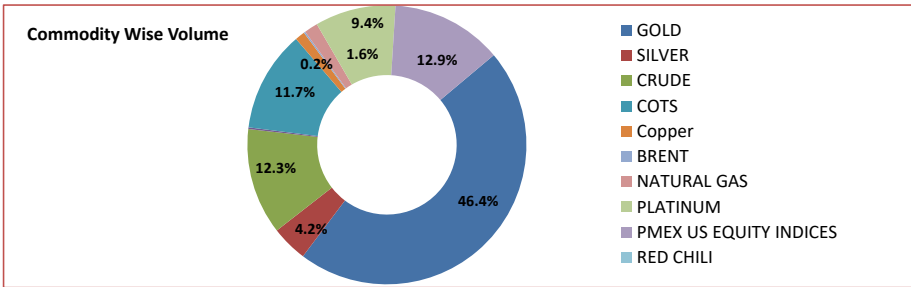
# PMEX Daily Statistical Report

Monday, February 26, 2024



## PMEX Market Overview

On Friday at PMEX, the traded value of Metals, Energy, COTS/FX and indices was recorded at PKR 25.102 billion and the number of lots traded was 21,655. Major business was contributed by Gold amounting to PKR 11.555 billion, followed by Crude Oil (PKR 3.071 billion), Currencies through COTS (PKR 2.915 billion), Platinum (PKR 2.332 billion), NSDQ 100 (PKR 2.202 billion), Silver (PKR 1.045 billion), DJ (PKR 745.133 million), Natural Gas (PKR 394.111 million), Copper (PKR 286.036 million), Palladium (PKR 244.078 million), SP 500 (PKR 166.913 million), Japan Equity (PKR 99.259 million) and Brent (PKR 45.318 million). In Agricultural commodities, 37 lots of cotton amounting to PKR 48.427 million were traded.

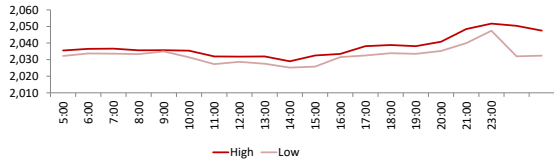


## PMEX Price Return Summary

Statistics	Gold	Silver	Crude Oil	Copper	DJ	SP500	NSDQ	EURUSD	GBPUSD	JPYUSD
Return Close/Open %	Gold ↑	0.88%	↓ -2.25%	↓ -0.64%	↑ 0.13%	↓ -0.35%	↓ -0.35%	⇒ 0.00%	↓ -0.03%	↑ 0.07%
Difference in Open and Close (\$)	11.6	0.200	-1.76	-0.02	51	-63.00	-63.00	0.0000	-0.0003	0.0009
Range Day (Max- Min)/Open %	0.01	0.02	0.03	0.02	0.01	0.01	0.00	0.00	0.00	0.38
Difference in Maximum and Minimum (\$)	26.5	0.45	2.41	0.06	272	198.00	31.25	0.00	0.01	0.48
Average Return (1 Hour) %	0.16	0.43	0.72	0.56	0.21	0.34	0.27	0.16	0.14	0.12
Volatility (1 Hour) %	0.10	0.22	0.38	0.33	0.10	0.17	0.11	0.04	0.06	0.03
Return to Volatility Ratio (1 Hour)	1.673	1.968	1.899	1.717	2.190	1.964	2.480	3.518	2.540	4.815
Intraday Volatility %	0.44	0.99	1.74	1.49	0.45	0.79	0.50	0.21	0.26	0.12

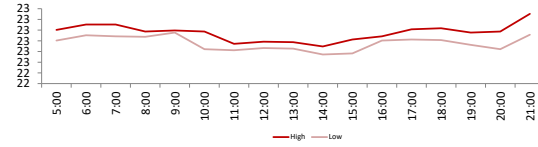
**PMEX Hourly Price Movements**

**GOLD USD / t Oz**



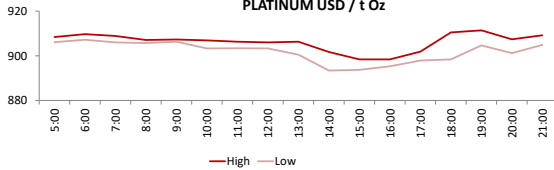
High 2051.7  
Low 2025.2  
Open 2034.1  
Close 2045.7

**SILVER USD / t Oz**



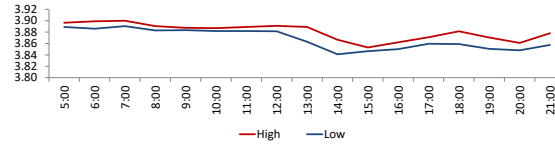
High 23.017  
Low 22.572  
Open 22.778  
Close 22.978

**PLATINUM USD / t Oz**



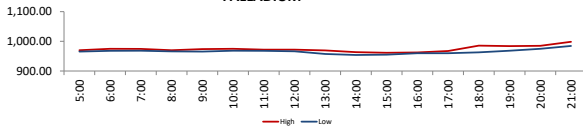
High 911.4  
Low 893.4  
Open 906.8  
Close 906.5

**COPPER USD per pound**



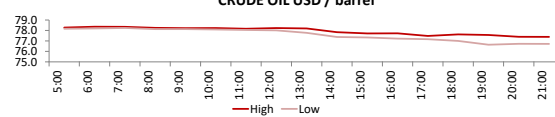
High 3.9  
Low 3.841  
Open 3.8948  
Close 3.87

**PALLADIUM**



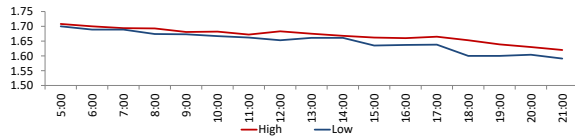
2245.5  
2254.5  
2241.5  
2164

**CRUDE OIL USD / barrel**



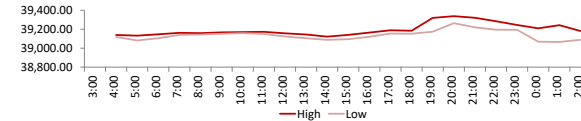
High 78.74  
Low 76.33  
Open 78.35  
Close 76.59

**NATURAL GAS USD/mmbtu**



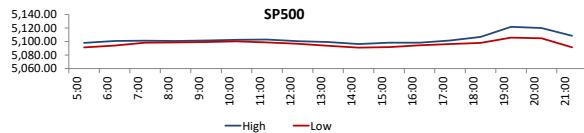
High 1.746  
Low 1.579  
Open 1.727  
Close 1.584

**DJ**



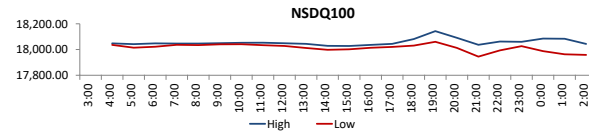
High 39338  
Low 39066  
Open 39101  
Close 39152

**SP500**



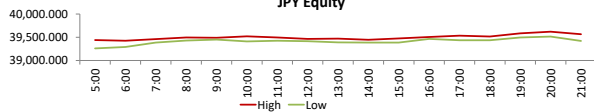
High 5121.75  
Low 5090.5  
Open 18024  
Close 17961

**NSDQ100**



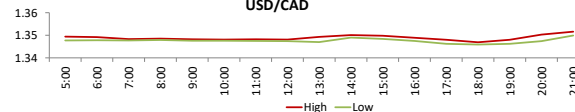
High 5121.75  
Low 5090.5  
Open 18024  
Close 17961

**JPY Equity**

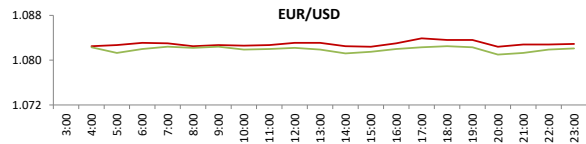


High 2259  
Low 2261.5  
Open 2263.5  
Close 2253

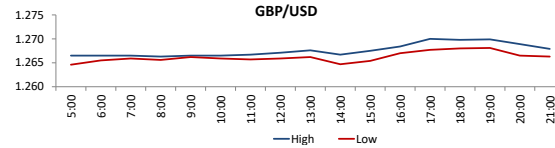
**USD/CAD**



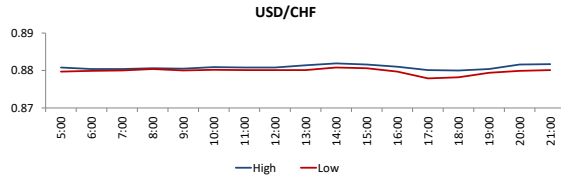
High 1.3516  
Low 1.3459  
Open 39425  
Close 39425



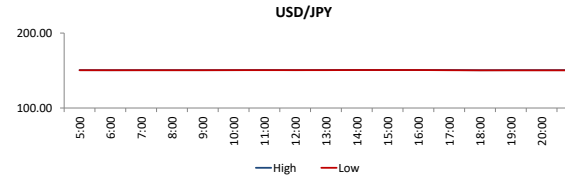
1.0839  
1.0810  
39425.0000  
39425.0000



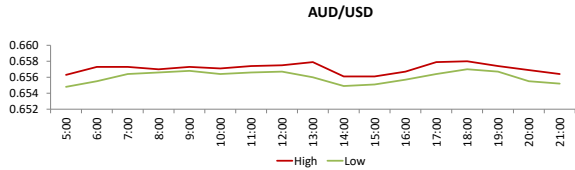
High 1.27  
Low 1.2646  
Open 1.0824  
Close 1.0821



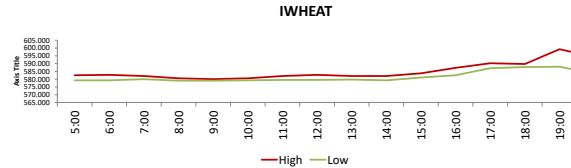
High 0.8819  
Low 0.8779  
Open 1.3483  
Close 1.351



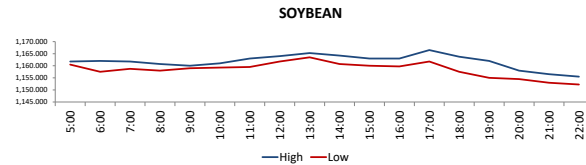
High 150.758  
Low 150.277  
Open 1.2661  
Close 1.267



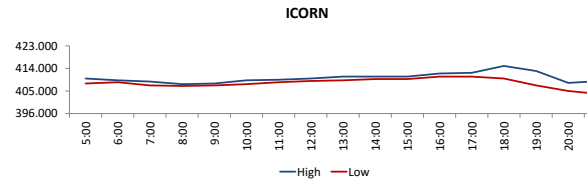
High 0.658  
Low 0.6548  
Open 150.531  
Close 0.656



High 726.5  
Low 712  
Open 725.25  
Close 725.25



High 1166.5  
Low 1147  
Open 432.25  
Close 414



High 415  
Low 403.75  
Open 94.4  
Close 93.62

**DISCLAIMER:** This report is for information purpose only and does not constitute an offer or solicitation to make an investment in Commodity Futures Contracts which carries risk. Any views, expressions or opinions expressed in this report are solely for providing information to readers. Figures appearing in the report are although taken from reliable sources as presented however, we are not taking any responsibility about its accuracy, completeness and any decision taken on the basis of such information.

For subscription and further information please contact us at:

UAN: +92-21-111-11-PMEX (7639) | Email: info@pmex.com.pk | Web: www.pmex.com.pk